




## 2 Channel Series 'D' Centre Line Extruded Aluminium Skirting Duct


### Standard Surface Series

ALL SERVICES ON THE CENTRE LINE



CATALOGUE NO: D102.25CL

- ❖ Extra Data Capacity
- ❖ Largest Data/Phone Capacity
- ❖ Wiring Installation Costs Slashed
- ❖ Easy to Install
- ❖ No maintenance – all aluminium body



---

## 2 CHANNEL SERIES 'D' CENTRE LINE EXTRUDED ALUMINIUM SKIRTING DUCT Catalogue No: D102.25CL

---

### Standard Surface Mounted

---

#### MAIN FEATURES

- Extra large data/phone capacity
- All services exit in a straight line
- All aluminium body (will not rust)
- Available with drop-in cover (aluminium or marviplate)

---

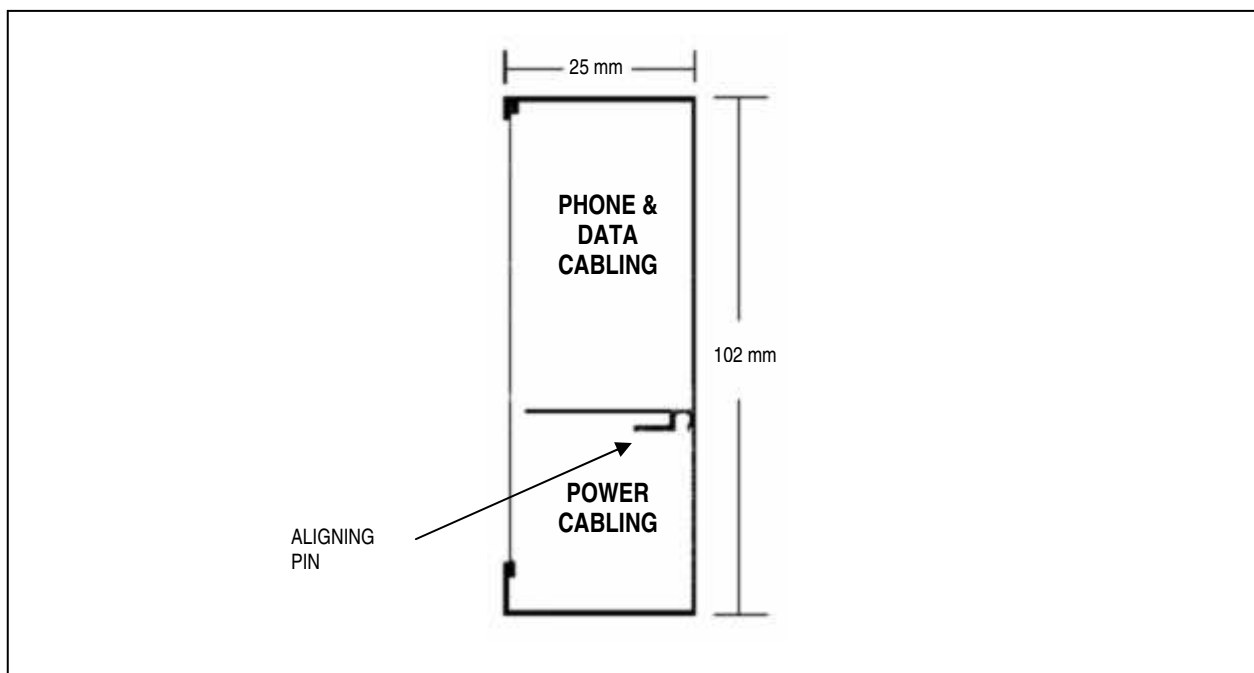
#### ACCESSORIES

1. Single power outlet mounting kit – D102.25CL/SP.
2. Double power outlet mounting kit – D102.25CL/DP.
3. Telephone outlet mounting kit – D102.25CL/T.
4. Data outlet mounting kit – D102.25CL/D.
5. End cover plate with fixing screws – D102.25CL/E.
6. Right angle external corner – D102.25CL/C.

---

#### NOTES

- Recommended fixing centres 800mm max.
- Over 130 special colours available on request (acrylic or powder coated).
- Standard duct in black three (3) metre lengths (P.O.A.).
- Medium voltage cables in duct to be double insulated type to save earth bonding covers and body.



## **D102.25CL Skirting Duct**

### **GENERAL:**

The contractor shall supply and install the skirting duct system where shown on the drawings. The ducting system shall be complete with all factory made accessories.

### **COMPLIANCE:**

The Contractor shall ensure that the entire skirting wiring duct installation complies with the requirements of the local supply Authority and Austel. All ducting shall be earthed.

### **TYPE:**

The skirting wiring duct shall:-

- \* Be of extruded aluminium section.
- \* Be a minimal size of 102mm x 25mm.
- \* Have two (2) segregated wiring compartments for phone/data and power cabling
- \* Have an extruded continuous threaded screw flute section to enable screw fixing of all duct accessories.
- \* Be suitable for surface mounting
- \* Have recesses for fishplates or dowel to align duct sections at joints.
- \* Have front cover plates of sheet steel either powdercoated a nominated colour or affixed with a bonded vinyl film of selected colour similar to Marviplate.
- \* Have exposed duct body finished in baked enamel (powdercoated) of selected colour.
- \* The duct shall be equal to Ductall Systems D102.25CL skirting.

### **INSTALLATION:**

The skirting wiring duct shall be fixed to walls alternatively at the top and bottom of the duct at maximum centres of 1000mm. All joints (butt, corner and angled) shall be neatly made in a tradesman like fashion with no visible gaps.

Supply and install wiring access via conduits within stud walls, etc. and associated draw wires, to all duct sections throughout this installation. Access shall be separate for each duct channel to maintain electrical isolation.